

6

5

4

3

2

1

MATERIAL AND FINISH:

Insulator: Impact resistance Polypropylene, black,
UL-94V-HB rated

PDSN-19A (wire leads): PVC, 26 AWG

Contact & terminals:

PDSN-19C: Brass, Nickel plated

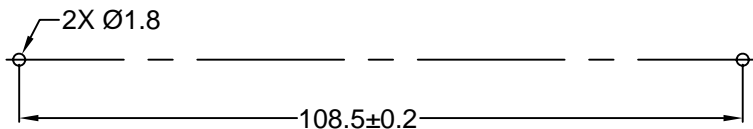
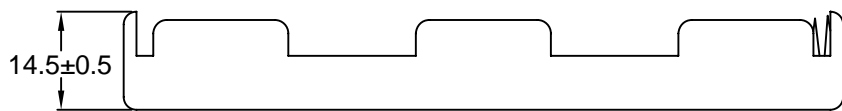
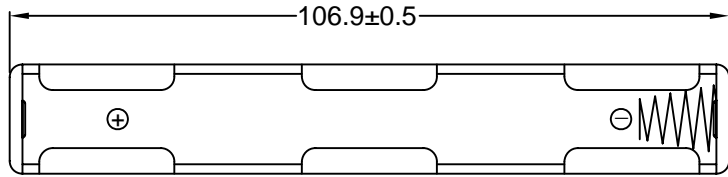
PDSN-19D: Steel, Nickel plated

Spring: Spring Steel, Nickel plated imbedded in
Polypropylene

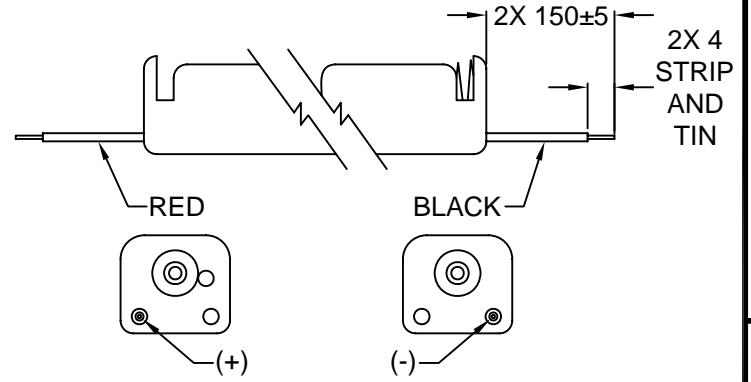
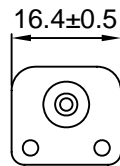
ENVIRONMENTAL:

Operating temperature: -5°C to +83°C

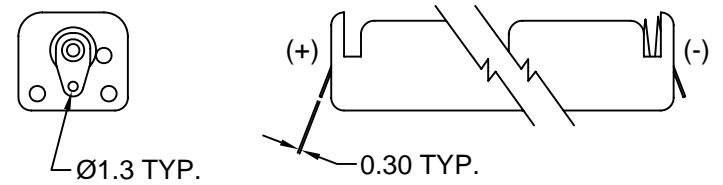
RoHS
COMPLIANT



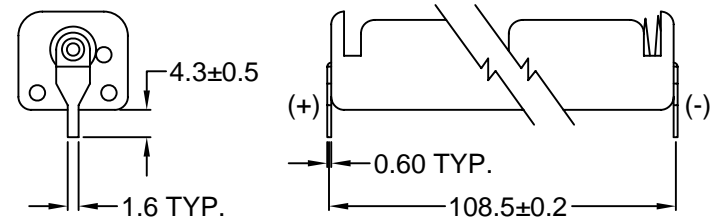
RECOMMENDED
PCB LAYOUT FOR
PDSN-19D



PDSN-19A WIRE LEADS



PDSN-19C SOLDER LUGS



PDSN-19D PCB PINS

REVISIONS
CHANGE
CHNG
CHK
APPR
REV
DATE

TOLERANCE UNLESS OTHERWISE SPECIFIED		
X	±	1
X.X	±	0.4
X.XX	±	0.20
DRAWN BY	GQ	DATE: 04/03/02
CHECK BY	TD	DATE: 04/19/02
APPR BY	PB	DATE: 04/19/02

Power Dynamics, Inc.		
Phone: 973 560-0019 Whippany, New Jersey Fax: 973 560-0076		
PART: 2 CELL TYPE "AA" BATTERY HOLDER		
PDSN-19X		SHEET 1 of 1
PART #:	SIZE: A	ALL DIMENSIONS FOR REFERENCE ONLY DIMENSIONS ARE IN MILLIMETERS
SCALE: NTS	REV:	

6

5

4

3

2

1