

6

5

4

3

2

1

**MATERIAL AND FINISH:**

Insulator: Impact resistance Polypropylene, black,  
UL-94V-HB rated

PDSN-24A (wire leads): PVC, 26 AWG

Contact & terminals:

PDSN-24C: Brass, Nickel plated

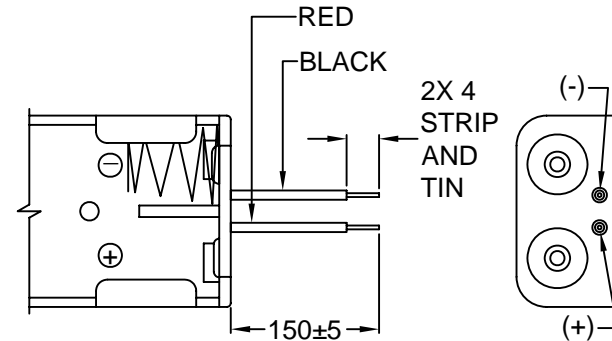
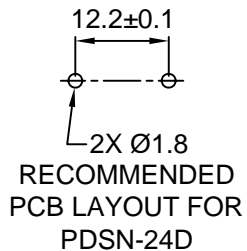
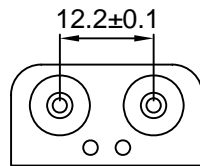
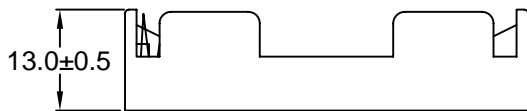
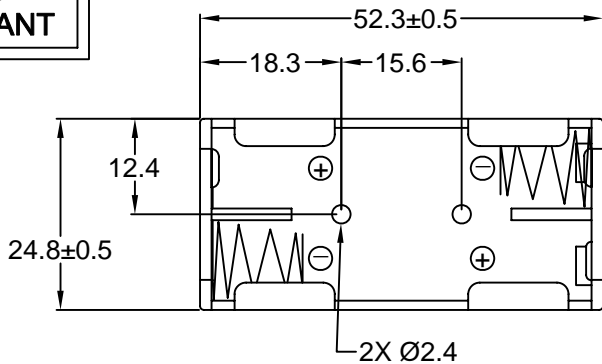
PDSN-24D: Steel, Nickel plated

Spring: Spring Steel, Nickel plated imbedded in  
Polypropylene

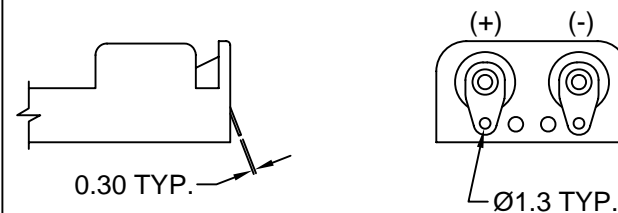
**ENVIRONMENTAL:**

Operating temperature: -5°C to +83°C

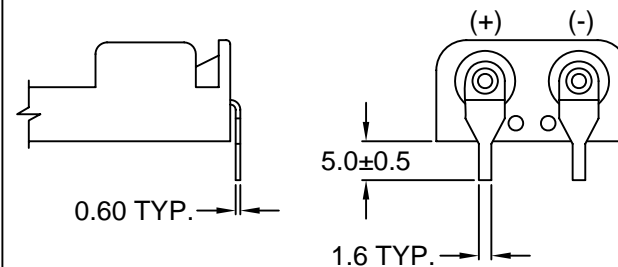
**RoHS  
COMPLIANT**



PDSN-24A WIRE LEADS



PDSN-24C SOLDER LUGS



PDSN-24D PCB PINS

REV	DATE	CHANGE	CHNG		CHK		APPR	
			TD	SS	TD	SS	PB	PB
A	2/7/01	ADD HOLE DIM.						
B	4/22/02	REVISED / UPDATED						

TOLERANCE UNLESS OTHERWISE SPECIFIED	
X	± 1
X.X	± 0.4
X.XX	± 0.20
DRAWN BY	BP
DATE:	8/21/00
CHECK BY	TD
DATE:	8/21/00
APPR BY	SS
DATE:	8/21/00

**Power Dynamics, Inc.**

Phone: 973 560-0019 Whippany, New Jersey Fax: 973 560-0076

PART: 2 CELL TYPE "AAA" BATTERY HOLDER  
SIDE BY SIDE

PDSN-24X		SHEET 1 of 1
SIZE: A	ALL DIMENSIONS FOR REFERENCE ONLY DIMENSIONS ARE IN MILLIMETERS	REV: B
SCALE: NTS		

6

5

4

3

2

1