

6

5

4

3

2

1

MATERIAL AND FINISH:

Insulator: Impact resistance Polypropylene, black,
UL-94V-HB rated

PDSN-24-1A (wire leads): PVC, 26 AWG

Contact & terminals:

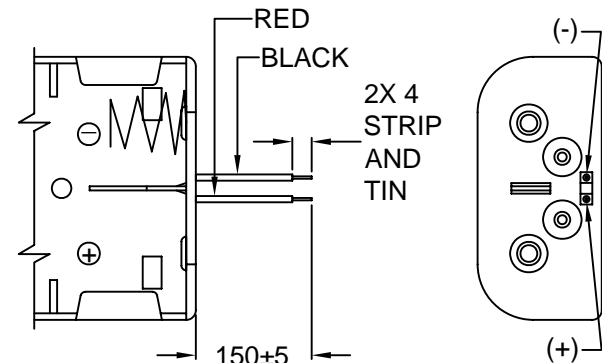
PDSN-24-1B: Brass, Nickel plated

PDSN-24-1C: Brass, Nickel plated

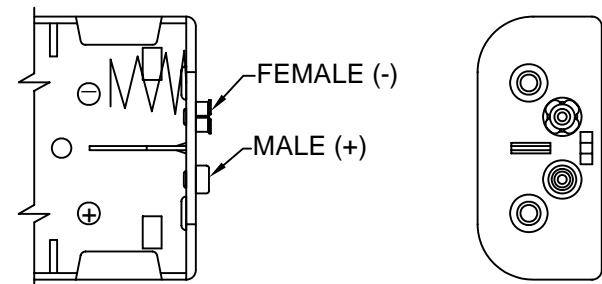
Spring: Spring Steel, Nickel plated imbedded in
Polypropylene

ENVIRONMENTAL:

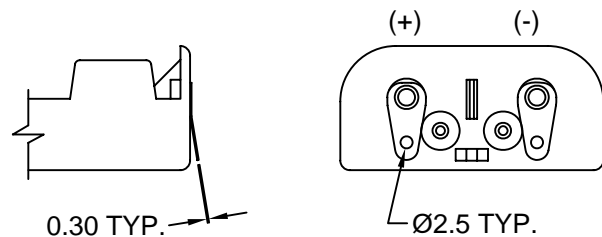
Operating temperature: -5°C to +83°C



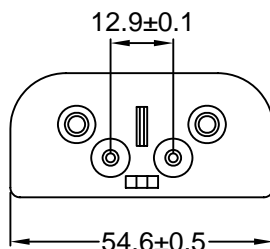
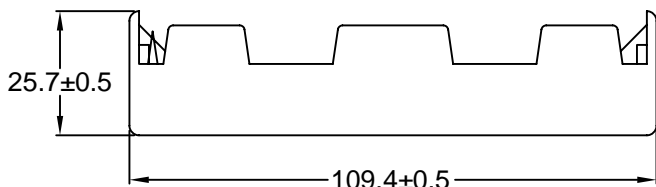
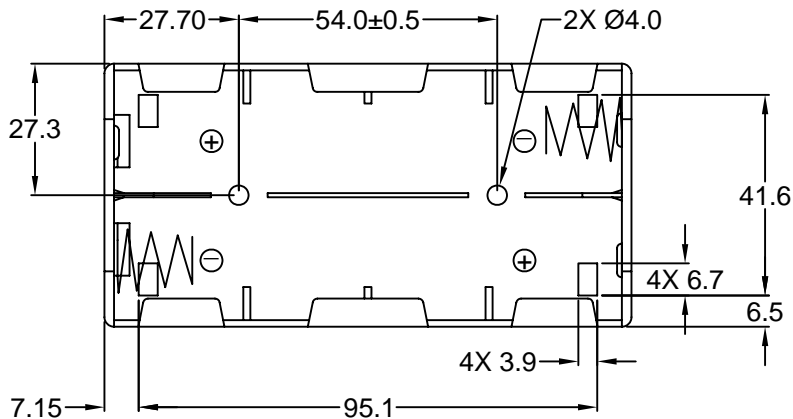
PDSN-24-1A WIRE LEADS



PDSN-24-1B SNAP TERMINAL



PDSN-24-1C SOLDER LUGS



REVISIONS	CHNG	CHK	APPR
	DATE	REVISED / UPDATED	GO
	REV	DATE	TD
A	05/13/02		PB

TOLERANCE UNLESS OTHERWISE SPECIFIED			
X	± 1		
X.X	± 0.4		
X.XX	± 0.20		
DRAWN BY	DT	DATE:	3/26/01
CHECK BY	PB	DATE:	3/25/01
APPR BY		DATE:	

Power Dynamics, Inc.
 Phone: 973 560-0019 Whippany, New Jersey Fax: 973 560-0076

PART: 4 CELL TYPE "C" BATTERY HOLDER

PDSN-24-1X

SIZE: A
SCALE: NTS

ALL DIMENSIONS FOR REFERENCE ONLY
DIMENSIONS ARE IN MILLIMETERS

SHEET 1 of 1
REV: A