

6

5

4

3

2

1

MATERIAL AND FINISH:

Insulator: Impact resistance Polypropylene, black, UL-94V-HB rated

PDSN-25A (wire leads): PVC, 26 AWG

Contact & terminals:

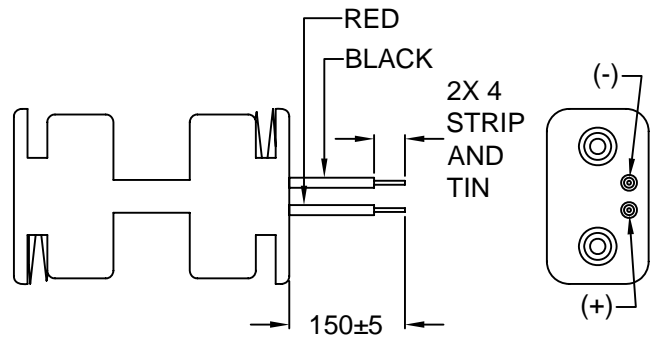
PDSN-25C: Brass, Nickel plated

PDSN-25D: Steel, Nickel plated

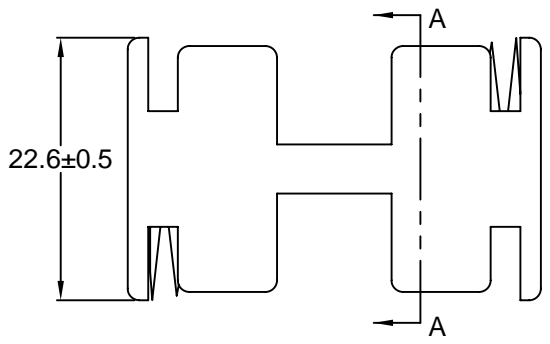
Spring: Spring Steel, Nickel plated imbedded in Polypropylene

ENVIRONMENTAL:

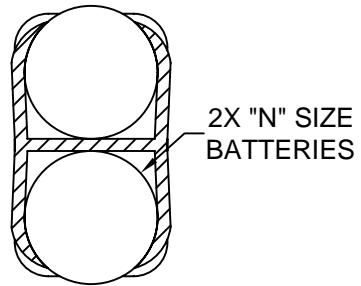
Operating temperature: -5°C to +83°C



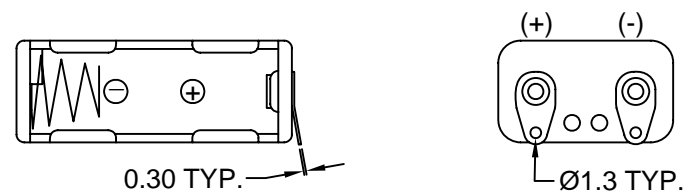
PDSN-25A WIRE LEADS



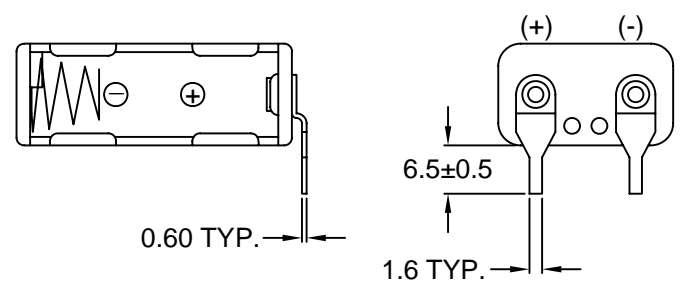
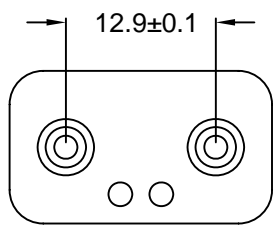
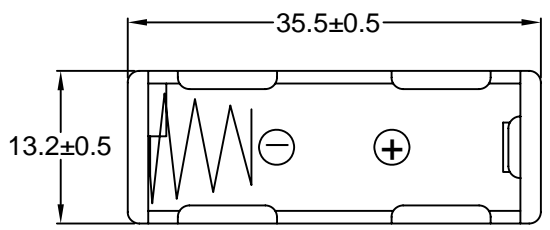
SECTION A-A



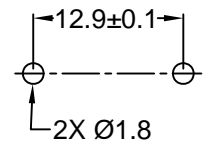
2X "N" SIZE BATTERIES



PDSN-25C SOLDER LUGS



PDSN-25D PCB PINS



RECOMMENDED PCB LAYOUT FOR PDSN-25D

D

C

B

A

REVISIONS
CHANGE
CHNG
CHK
APPR
REV
DATE

TOLERANCE UNLESS OTHERWISE SPECIFIED	
X	± 1
X.X	± 0.4
X.XX	± 0.20
DRAWN BY	GQ
DATE:	06/05/02
CHECK BY	TD
DATE:	06/05/02
APPR BY	PB
DATE:	06/05/02

Power Dynamics, Inc.
 Phone: 973 560-0019 Whippany, New Jersey Fax: 973 560-0076

PART: 2 CELL TYPE "N" BATTERY HOLDER
 SIDE BY SIDE

PDSN-25X

SCALE: NTS

ALL DIMENSIONS FOR REFERENCE ONLY
 DIMENSIONS ARE IN MILLIMETERS

SHEET 1 of 1

REV: