

6

5

4

3

2

1

MATERIAL AND FINISH:

Insulator: Polycarbonate, UL-94V-0 rated
Contacts: Brass, Tin Plated

ELECTRICAL SPECIFICATIONS:

Current rating: 10 A/15 A
Voltage rating: 250 VAC
Insulation resistance: 100 Mohm min. at 500 VDC
Dielectric withstanding voltage: 2000 VAC for one minute

ORDERING CODE:

43R04-2 1
 1 2



- 1) COLOR
 - 1 = BLACK
 - 2 = GRAY
 - 3 = WHITE

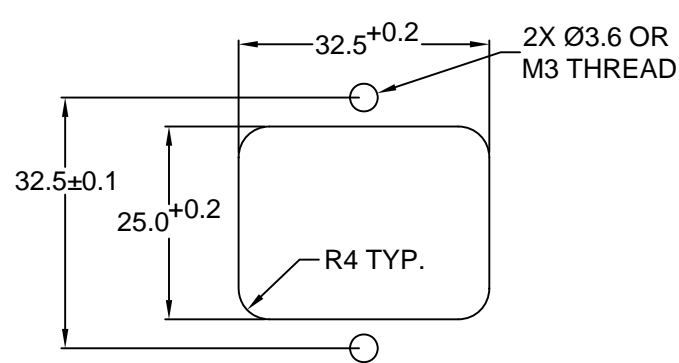
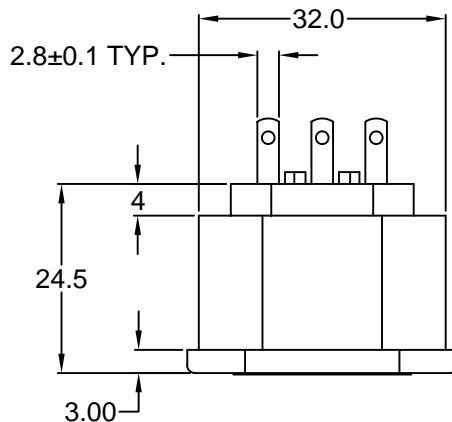
2) ELECTRICAL CIRCUIT CONFIGURATION

1 = 10A 250V 70°C 

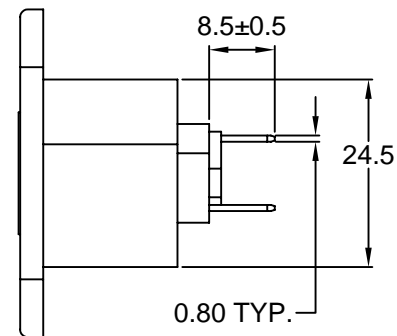
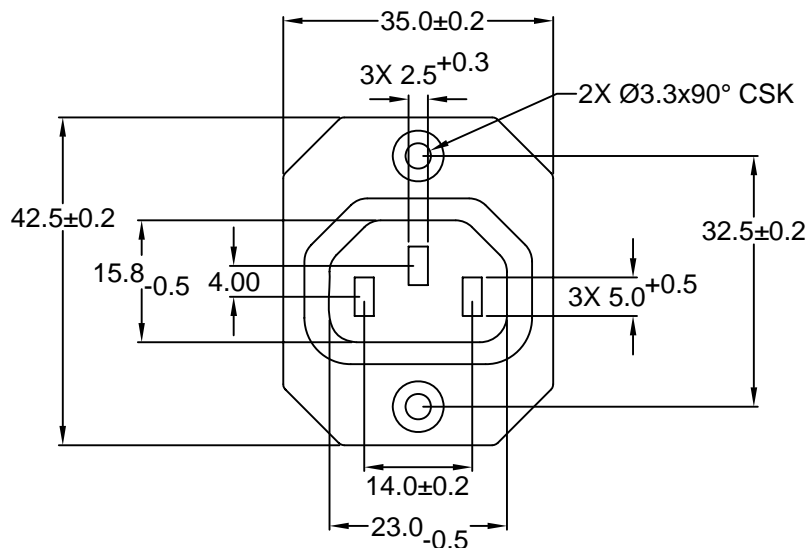
15A 250V 70°C  
2+GROUND

2 = 10A 250V 120°C

15A 250V 120°C  
2+GROUND



RECOMMENDED
PANEL CUTOUT



RoHS
COMPLIANT

REV	DATE	CHANGE	CHK	CHK	APPR

TOLERANCE UNLESS OTHERWISE SPECIFIED	
X	± 1
X.X	± 0.4
X.XX	± 0.20
DRAWN BY	PB
CHECK BY	
APPR BY	
DATE:	5/28/09
DATE:	
DATE:	

Power Dynamics, Inc.

Phone: 973 560-0019 Whippany, New Jersey Fax: 973 560-0076

PART: 10A/15A IEC 60320 APPL. OUTLET; SOLDER
TERMINALS; CROSS FLANGE, PANEL MOUNT

PART #:	43R04-2X1X	SHEET	1 of 1
SIZE:	A	ALL DIMENSIONS FOR REFERENCE ONLY DIMENSIONS ARE IN MILLIMETERS	
SCALE:	NTS	REV:	

6

5

4

3

2

1