

6

5

4

3

2

1

**MATERIAL AND FINISH:**

Insulator: Polycarbonate, UL-94V-0 rated  
Contacts: Brass, Tin plated

**ELECTRICAL SPECIFICATIONS:**

Current rating: 10 A/15 A  
Voltage rating: 250 VAC  
Insulation resistance: 100 Mohm min. at 500 VDC  
Dielectric withstanding voltage: 2000 VAC for one minute

**ORDERING CODE:**

43R04-3    1    -        
          1    2    3

**1) COLOR**


- 1 = BLACK
- 2 = GRAY



**2) ELECTRICAL CIRCUIT CONFIGURATION**

1 = 10A 250V 70°C 

15A 250V 70°C   
2+GROUND 

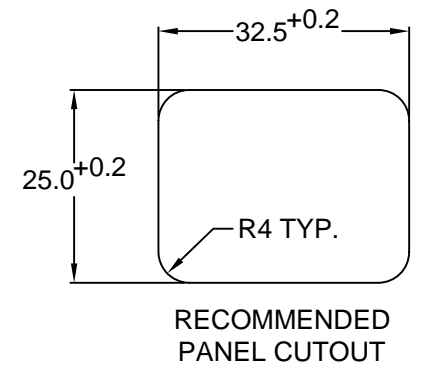
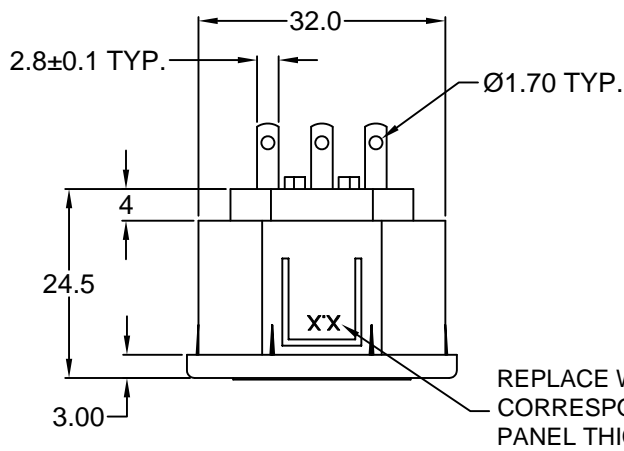


2 = 10A 250V 120°C 

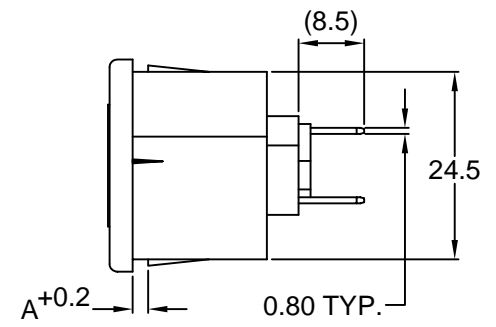
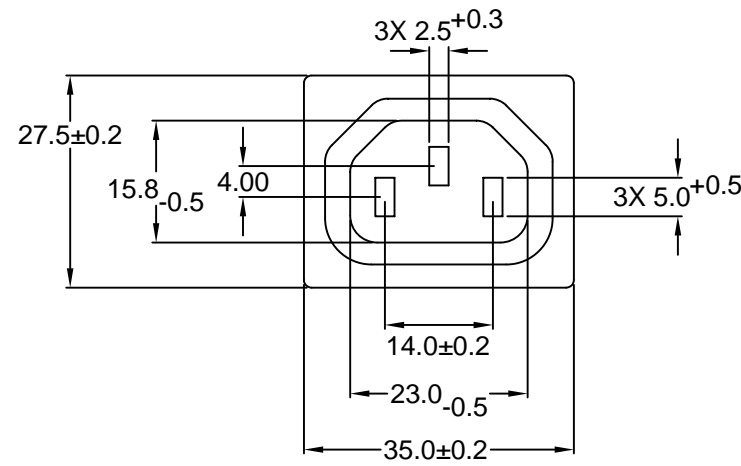
15A 250V 120°C   
2+GROUND 



**3) PANEL THICKNESS**



REPLACE WITH CORRESPONDING PANEL THICKNESS



**RoHS COMPLIANT**

P/N	A	MAX. PANEL THICKNESS
43R04-3X1X-150	1.5	1.5
43R04-3X1X-200	2.0	2.0
43R04-3X1X-250	2.5	2.5
ADDITIONAL PANEL THICKNESS AVAILABLE ON REQUEST		

TOLERANCE UNLESS OTHERWISE SPECIFIED	
X	± 1
X.X	± 0.4
X.XX	± 0.20
DRAWN BY: DT	DATE: 9/24/03
CHECK BY: PB	DATE: 9/24/03
APPR BY:	DATE:

**Power Dynamics, Inc.**  
Phone: 973 560-0019 Whippany, New Jersey Fax: 973 560-0076

PART: 10A/15A IEC 60320 APPL. OUTLET; SOLDER TERMINALS; SNAP-IN, PANEL MOUNT

**43R04-3X1X-XXX**

SIZE: A SCALE: NTS ALL DIMENSIONS FOR REFERENCE ONLY DIMENSIONS ARE IN MILLIMETERS

SHEET 1 of 1 REV:

REV	DATE	CHANGE	CHKG	CHKD	APPR

D

C

B

A