

6

5

4

3

2

1

MATERIAL AND FINISH

Insulator: Nylon 66, black, UL-94V-0 rated
Contacts: Brass, Tin plated

ELECTRICAL SPECIFICATIONS:

Current rating: 16 A  / 20 A 

Voltage rating: 250 VAC

Insulation resistance: 100 Mohm min. at 500 VDC

Dielectric withstanding voltage: 2000 VAC for one minute

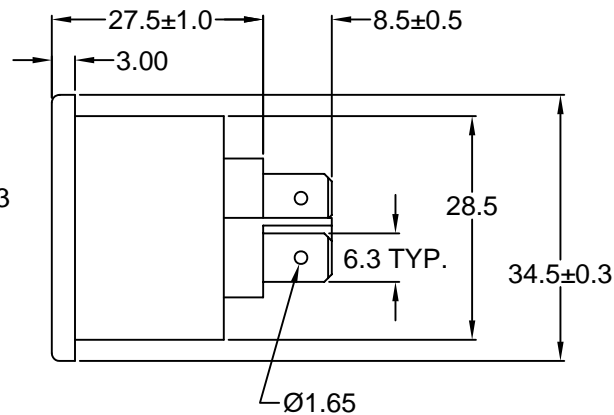
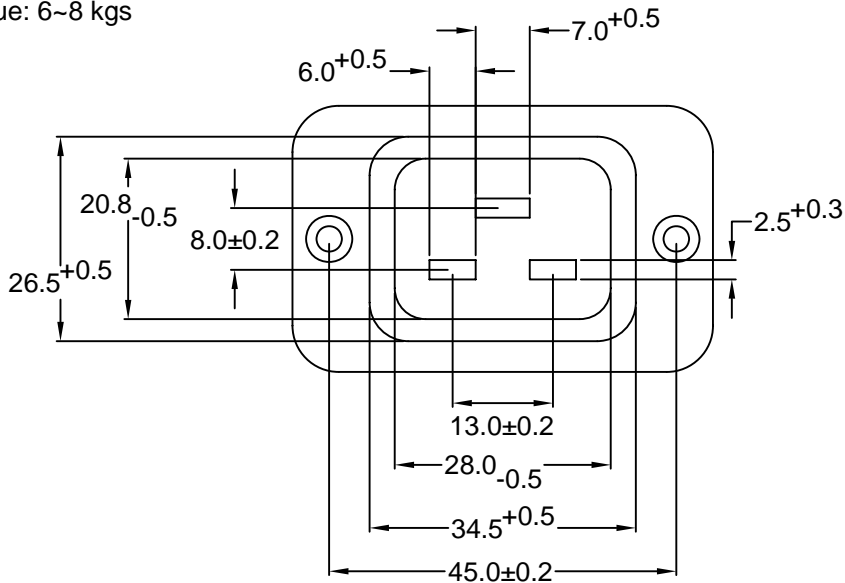
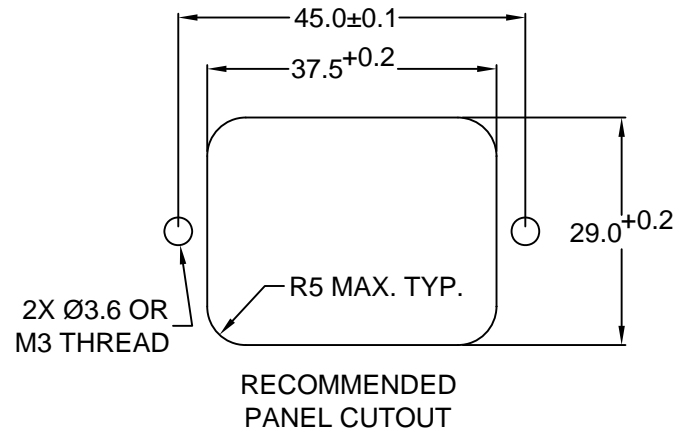
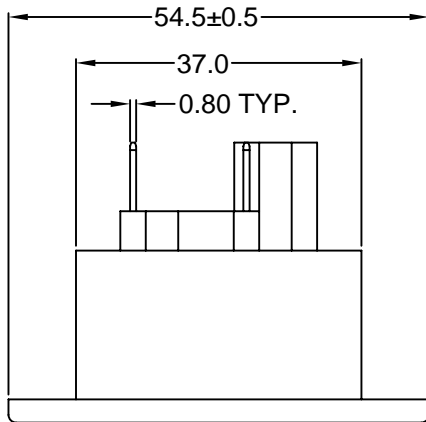
ENVIRONMENTAL:

Operating temperature: 70°C max.

MECHANICAL SPECIFICATIONS:

Recommended screw mounting torque: 6~8 kgs

Recommended screw size: Ø3.0mm



**RoHS
COMPLIANT**

REVISIONS

REV	DATE	CHANGE	CHNG	CHK	APPR
A	5/16/00	UPDATED DRAWING	PB	TD	JJ
B	8/4/00	UPDATED VOLTAGE	SS	JJ	TD
C	10/18/00	REV. D HOLE PER PART	TD	JJ	PB
D	4/19/01	REVISED PART DESC.	TD	PB	
E	10/16/01	REVISED / UPDATED	GQ	TD	PB
F	6/8/04	ADD OPERATING T°	TD	PB	PB
G	1/25/07	MECHANICAL SPEC. RoHS			

TOLERANCE UNLESS OTHERWISE SPECIFIED	
X	± 1
X.X	± 0.4
X.XX	± 0.20

DRAWN BY	SLS	DATE:	03/14/97
CHECK BY	TD	DATE:	05/17/00
APPR BY	JJ	DATE:	05/17/00

Power Dynamics, Inc.
 Phone: 973 560-0019 Whippany, New Jersey Fax: 973 560-0076

PART: 16A/20A IEC 60320 APPL. OUTLET; QC
 TERMINALS; SIDE FLANGE, PANEL MOUNT

43R07-1121

SIZE: A
 SCALE: NTS

ALL DIMENSIONS FOR REFERENCE ONLY
 DIMENSIONS ARE IN MILLIMETERS

SHEET 1 of 1
 REV: F