

6

5

4

3


2

1

**MATERIAL AND FINISH:**

Insulator: Polycarbonate, UL-94V-0 rated  
Contacts: Brass, Nickel plated

**ELECTRICAL SPECIFICATIONS:**

Current rating: 10 A  
Voltage rating: 250 VAC   
Insulation resistance: 100 Mohm min. at 500 VDC  
Dielectric withstanding voltage: 2000 VAC for one minute




**ORDERING CODE:**

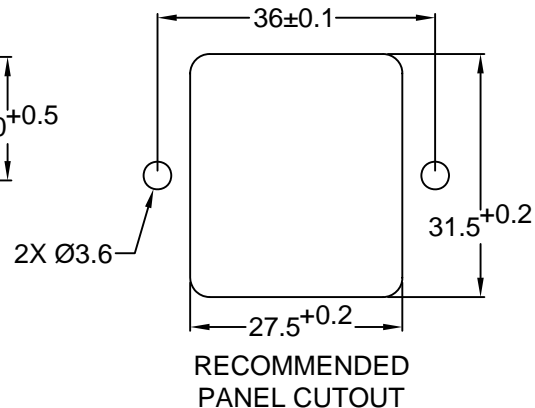
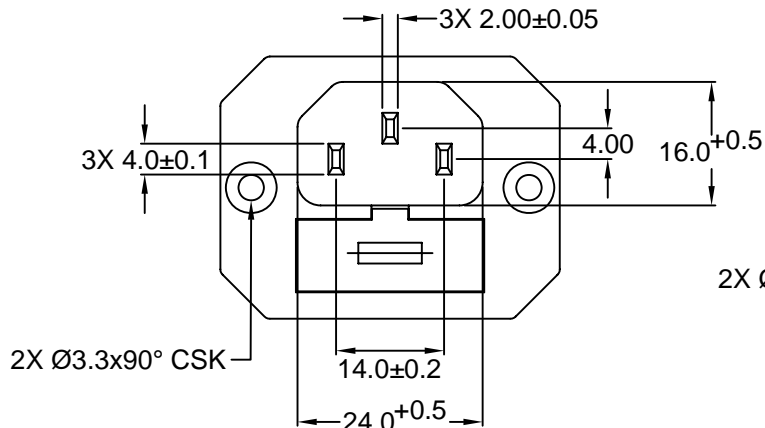
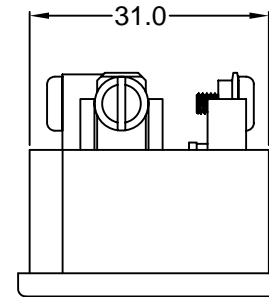
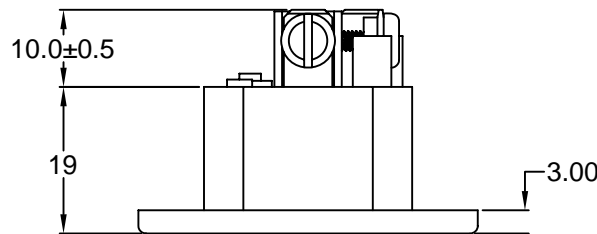
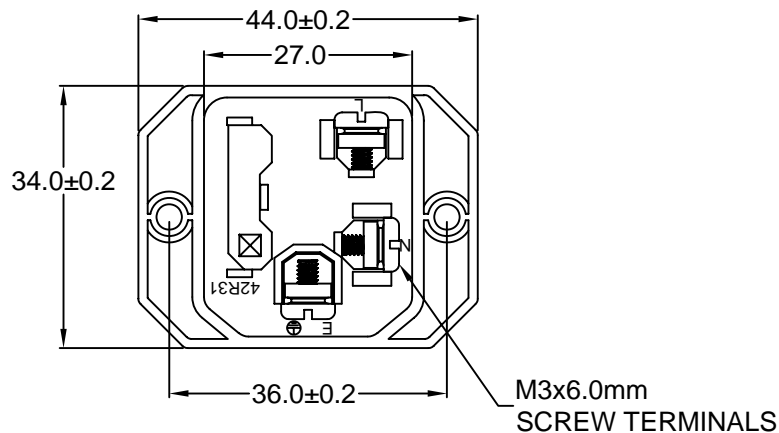
42R31-1    1     
          1    2

**1) COLOR**

- 1 = BLACK
- 2 = GRAY

**2) ELECTRICAL CIRCUIT CONFIGURATION**

- 1 = 10A 250V 70°C 2+GROUND 
- 2 = 10A 250V 120°C 2+GROUND 
- 4 = 10A 250V 70°C 2 POLE 



REVISIONS	CHNG	CHK	APPR
REV	DATE	CHANGE	

**RoHS COMPLIANT**

TOLERANCE UNLESS OTHERWISE SPECIFIED			
X	± 1		
X.X	± 0.4		
X.XX	± 0.20		
DRAWN BY	GQ	DATE:	08/30/01
CHECK BY	TD	DATE:	09/06/01
APPR BY	PB	DATE:	09/06/01

**Power Dynamics, Inc.**  
Phone: 973 560-0019 Whippany, New Jersey Fax: 973 560-0076  
PART: IEC 60320 SINGLE FUSE HOLDER APPL. INLET; SCREW TERMINALS; SIDE FLANGE  
**42R31-1X1X**  
PART #: 42R31-1X1X  
SIZE: A SCALE: NTS ALL DIMENSIONS FOR REFERENCE ONLY DIMENSIONS ARE IN MILLIMETERS  
SHEET 1 of 1  
REV:

6

5

4

3

2

1