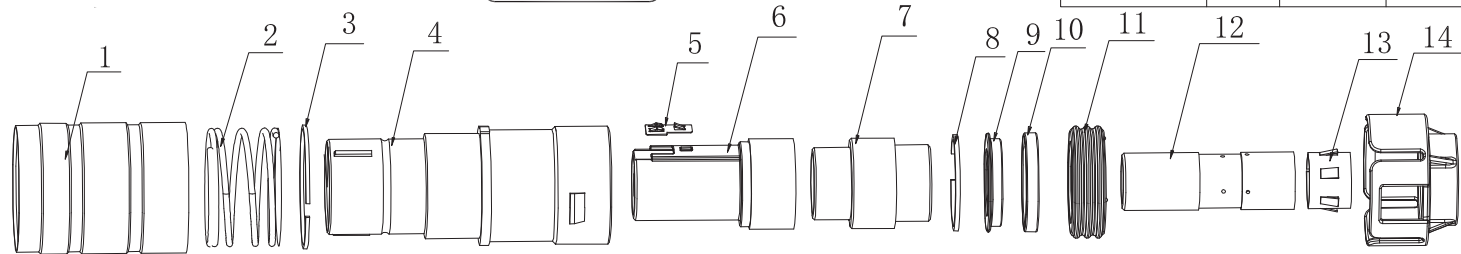
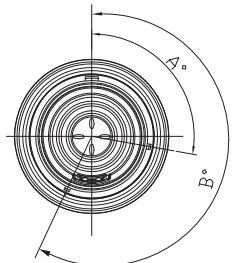
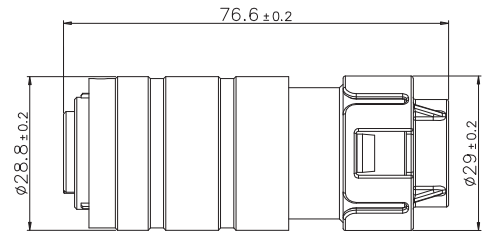
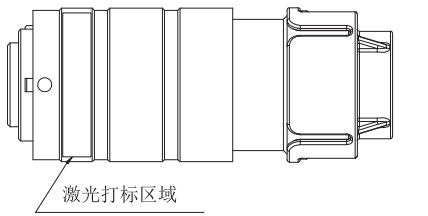


ECN NO.	REV	DATE	DESCRIPTION	MDF'D	APP'D
	A0	2022.9.8	Initial version	FangP	SYK



- Technical requirements:**
1. Material:
 2. Contact: a. Power terminal: T2 red copper/silver plated; Shell: PA66+GF, flame retardant grade UL94-V0; Waterproof parts: NE-1340 silicone rubber;
 3. Rated voltage: 1000V DC;
 4. Rated current: 120A max
 5. Withstand voltage: 3000V AC
 6. Insulation resistance:>2000m Ω (normal)
 7. Working temperature: - 40 C~+125 C ;
 8. Mechanical life:>500 times
 9. Insertion force:<70N
 10. Waterproof grade: IP67/IPX9 (matching status)
 11. Shielding function: 360 ° shielding
 12. With high voltage interlock or not: Yes
 13. The product meets the ROHS requirements for environmental protection.



Coding rules for laser lettering
 X01-P01-T06S1-N0A 22 K 17
 Part No.
 year: 2022
 month: A-1 , K-11M
 Push in this way K is November
 day:date of manufacture 17

14	X01-P01-T06SN-B16	plug backcover (16mm ²)	1 PCS
13	X01-P01-T06SN-007	6mm terminal	1 PCS
12	X01-P01-T06SN-H16	6mm female terminal (16mm ²)	1 PCS
11	X01-P01-T06SN-G16	6mm afterbody cover (16mm ²)	1 PCS
10	X01-P01-T06SN-015	6mm Shield ring I (16mm ²)	1 PCS
9	X01-P01-T06SN-012	6mm Shield ring II (16mm ²)	1 PCS
8	X01-P01-T06SN-006	clip ring 176	1 PCS
7	X01-P01-T06SN-004	6mm Inner protective sleeve	1 PCS
6	X01-P01-T06SN-003	6mm plug protective sleeve	1 PCS
5	X01-P01-T10SN-H09	Interlock contact	1 PCS
4	See PN BOM	6mm plug body	1 PCS
3	X01-P01-T06SN-008	clip ring 270	1 PCS
2	X01-P01-T06SN-005	6mm plug spring	1 PCS
1	See list2	6mm Outner protective sleeve	1 PCS
No.	PN	Part Name	Num

PN BOM									
No.	PN	Key	Part no	PN	Color	Part no	PN	angle A°	angle B°
5	X01-P01-T06S1-Z0A	Z	1	X01-P01-T06SH-Z02	Blue	4	X01-P01-T06SZ-H01	90	180
4	X01-P01-T06S1-Y0A	Y	1	X01-P01-T06SH-Y02	Green	4	X01-P01-T06SY-H01	100	270
3	X01-P01-T06S1-X0A	X	1	X01-P01-T06SH-X02	Red	4	X01-P01-T06SX-H01	90	270
2	X01-P01-T06S1-W0A	W	1	X01-P01-T06SH-W02	Yellow	4	X01-P01-T06SW-H01	90	205
1	X01-P01-T06S1-N0A	N	1	X01-P01-T06SH-N02	Black	4	X01-P01-T06SN-H01	100	205

Packaging and assembly:
 1-8 parts are assembled together.
 12-13 parts are assembled together.
 11 Parts are sealing rings
 9,10,14 separately packed
 There are 6 components in total.

X01-P 01-T06S 1 - N 0 A
 series
 P: plug
 01: pin
 A: 16mm²
 0: straight line
 N: Key No N/W/X/Y/Z
 1: shield
 06: 6mm terminal

General Tolerance	Angle Tolerance
X ±0.5 .X ±0.2 .XX ±0.1	±1°
MATL: SEE-NOTES	Unless otherwise specified, dimensions are in metric and tolerances are
CUSTOMER-DRAWING	

HV Metal Connector

DESIGNER	FangP	TITLE:	XX111 High Voltage Metal Connector
CHECKED	FangP	PARTS NO:	X01-P01-T06S1-N0A 22K17(Plug)
APPROVAL	SYK	(UNIT): mm	(SCALE): 1:1 (SHT): A4