ECN NO.	REV	DATE	DESCRIPTION	MDF'D	APP'D
	A0	2022.7.21	Initial version	ZsH	Qilin

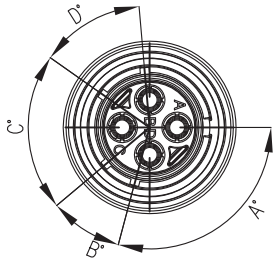

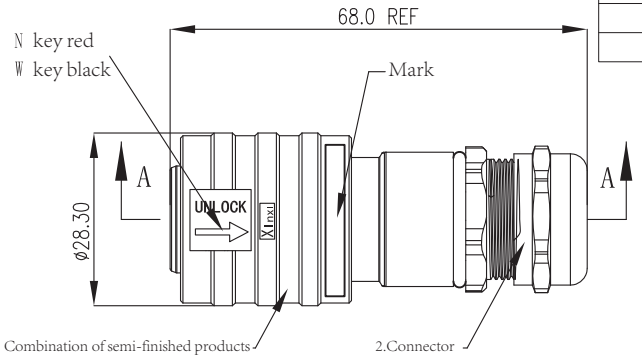



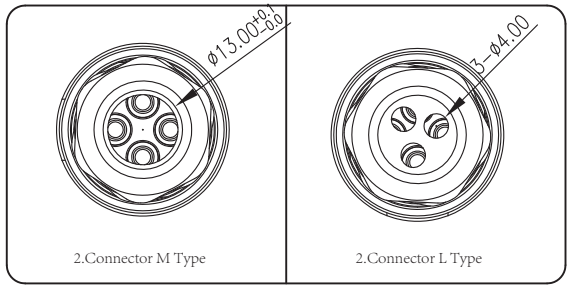

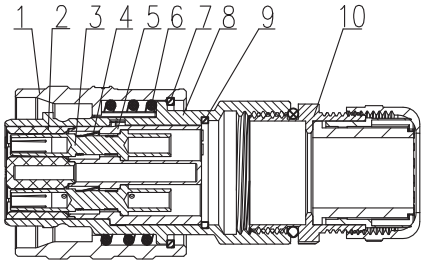

A-A

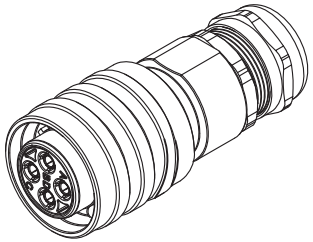

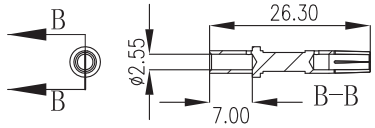

No	Part No	describe	ø E
1	XX103-01-01-01E	Socket adapted to 2.5mm² cable	2.55
2	XX103-01-01-01D	Socket adapted to 4.0mm² cable	3.1

part no code

04-HV XX X X-X XX-X 03

- series: 04-HV
- High voltage: XX
  - 01:1
  - 02:2
  - 03:3
  - and so on
- X: 0: Unlimited interlocking; Y: high-handed; N: Unlimited high-handed
- X: 0: Not involved; 1: Shielding wire; 2: Unshielded wire
- X: X Key; N: N; W: W; A: A; Z: Z; Y: Y
- XX: 03: 3mm² Cable; 04: 4mm² Cable; 05: 5mm² Cable; 06: 6mm² Cable; and so on; 00: 0.5-0.75mm² Cable; 02: 2.5mm² Cable
- 03: 03: Serial number; 0: No distinction; P: Plug; S: Socket

1. Material: Contact: Copper alloy, gold plated
Housing: zinc alloy, nickel plated
Insulating plastic: nylon, flame retardant grade: UL94 V-0
Waterproof part: silicone rubber
2. Rated voltage: 250V AC
3. Rated current: 25A MAX
4. Withstand voltage: 1500V AC
5. Insulation resistance:>2000M Ω (normal state)
6. Working temperature: - 40 ℃~+125 ℃
7. Mechanical life: ⩾ 200 times
8. Waterproof grade: IP67 (matching state)
9. Product meets environmental RoHS requirements

No	Part No	Name	Number	
10	See List	Metal waterproof joint	1	
9	XX103-01-00-06A	Housing circlip	1	
8	See List	4-core Plug housing	1	
7	XX103-01-00-05A	Connecting sleeve ferrule ϕ 27*1.0 stainless steel	1	
6	XX103-01-00-03A	Spring	1	
5	12XXC10301	Rear end main rubber core	1	
4	XX103-01-01-02A	Socket gear sleeve	4	
3	See List	12# socket	4	
2	12XXC10300	Front end combined rubber core	1	
1	XX103-01-00-01A	4-core Connector	1	

List

No	series	Part No	Material No.	Key	A°	B°	C°	D°	3.12#socket	4-core Plug housing	Metal waterproof joint M20*1.5	Cable specification	Cable ,MM outer diameter	Type
1	XXC103-EY-S4TA	A1-XXC103P001	04-HV0400-N02-P03	N	105	35	75	50	XX103-01-01-01E	XX103-01-00-02A	B13-M20*1.5-00004	2.5mm2	2.8～4.5	L
2		A1-XXC103P002	04-HV0400-N02-P03-M1								B13-M20*1.5-00001	2.5mm2	7～11	M
3		A1-XXC103P003	04-HV0400-N04-P03						XX103-01-01-01D			4mm2		
4		⚠ A1-XXC103P011	04-HV0400-N02-P03-M2						——		B13-M20*1.5-00004	2.5mm2	2.8～4.5	L
5	XXC103-EY-S4TB	A1-XXC103P004	04-HV0400-N02-P03	W	100	42	78	40	XX103-01-01-01E	XX103-01-00-02B	B13-M20*1.5-00004	2.5mm2	2.8～4.5	L
6		A1-XXC103P005	04-HV0400-N02-P03-M1								B13-M20*1.5-00001	2.5mm2	7～11	M
7		A1-XXC103P006	04-HV0400-N04-P03						XX103-01-01-01D			4mm2		
8		⚠ A1-XXC103P014	04-HV0400-N02-P03-M2						——		B13-M20*1.5-00004	2.5mm2	2.8～4.5	L

General Tolerance	Angle Tolerance
X ±0.5 .X ±0.2 .XX ±0.1	±1°
MATL: SEE-NOTES	Unless otherwise specified,dimensions are in metric and tolerances are
CUSTOMER-DRAWING	

POWER DYNAMICS INC.
145 Algonquin Parkway, Whippany, NJ 07981
Phone: 1-973-560-0019 e-mail: sales@powerdynamics.com www.powerdynamics.com

DESIGNER	ZsH	TITLE:	XXC103 High Voltage Metal Connector
CHECKED	ZsH	PARTS NO:	A1-XXC103P0XX
APPROVAL	Qilin	(UNIT): mm	(SCALE): 1:1 (SHT): 1/1